

CLEAR-WAV™ ADVANTAGE

X-WAV™
SHOCK-WAV™
PRO-WAV™



PRODUCT OVERVIEW

The X-WAV™ 2.4 GHz (802.11b/g) Flat Panel antennas deliver an ideal solution for a wide range of Wi-Fi applications. Utilizing Luxul's Clear-WAV™ technology for delivering superior performance characteristics, the Flat Panel series combines high performance with a sleek, low profile design. It is a highly reliable and cost effective alternative to traditional antenna technologies. The X-WAV Flat Panel series provides an ideal solution for sector coverage as well as medium and long range Point-to-Point and Point-to-Multipoint links. X-WAV antennas offer the performance benefits of Circular Polarization technology, including superior signal propagation and penetration, with less susceptibility to outside interference and multipath signals. X-WAV antennas can be used in conjunction with most commercially available Wireless Access Points (WAPs) and Customer Premise Equipment (CPE) to deliver a more powerful signal propagation solution. Additional benefits include superior connectivity and signal alignment, and the enhanced ability to connect users on the outer edges of a network.




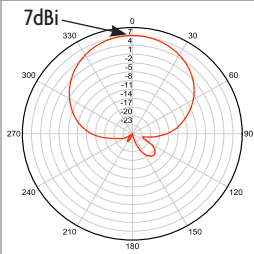
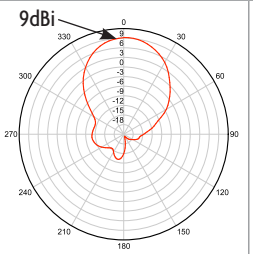
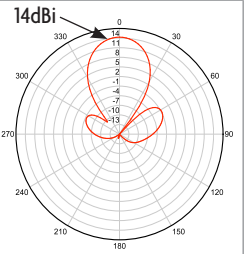
Results may vary depending on building layout, type of construction and other environmental factors including WI-FI traffic, Microwaves etc.

FCC NOTICE: The use of all radio equipment is subject to regulations in each country. To comply with FCC part 15 rules in the United States, radio equipment must only be used in systems that have been FCC certified. It is the responsibility of the user/professional installer/operator to ensure that only approved equipment/systems are deployed.

2.4GHz FLAT PANEL ANTENNAS

Luxul's X-WAV™ Antenna family implements Clear-WAV™ Circular Polarization technology for increased signal penetration, less interference and extended wireless coverage. X-WAV antennas are widely implemented and recommended for use in mobile and Non-Line-of-Site (NLOS) applications. The Circular Polarization of the X-WAV signal pattern allows for superior penetration of obstacles such as trees, walls, and buildings. Other benefits include less susceptibility to multipath interference or noisy signals and enhanced interoperability with conventional systems.

2.4GHZ FLAT PANEL SERIES SPECIFICATIONS

			
Part Number	XW-24-FP7	XW-24-SF9	XW-24-FP14
Frequency Range	2400 - 2500MHz	2400 - 2500MHz	2400 - 2500 MHz
Gain	7dBi	9dBi	14 dBi
Polarization	Clear-WAV Right Hand Circular	Clear-WAV Right Hand Circular	Clear-WAV Right Hand Circular
Connector	N Female	N Female	N Female
Azimuth Beam Width	70 degrees	45 degrees	33 degrees
Elevation Beam Width	70 degrees	45 degrees	33 degrees
VSWR	< 1.5:1	< 1.5:1	< 1.6:1
F/B Ratio	23dB	22dB	24 dB
Impedance	50 Ohm	50 Ohm	50 Ohm
Dimensions	W: 4.25" (107.95mm) L: 4.25" (107.95mm) H: 1.6" (40.64mm)	W: 6.9" (175.26mm) L: 6.9" (175.26mm) H: 2.5" (63.5mm)	W: 8" (203.2mm) L: 8" (203.2mm) H: 1.6" (40.64mm)
Weight	4.5 oz	11.0 oz	12.0 oz
Radiation Pattern			
Application	For medium to long range point-to-point, point-to-multi-point and backhaul links		

PRODUCT SHIPS WITH: • Antenna • Quick Install Guide